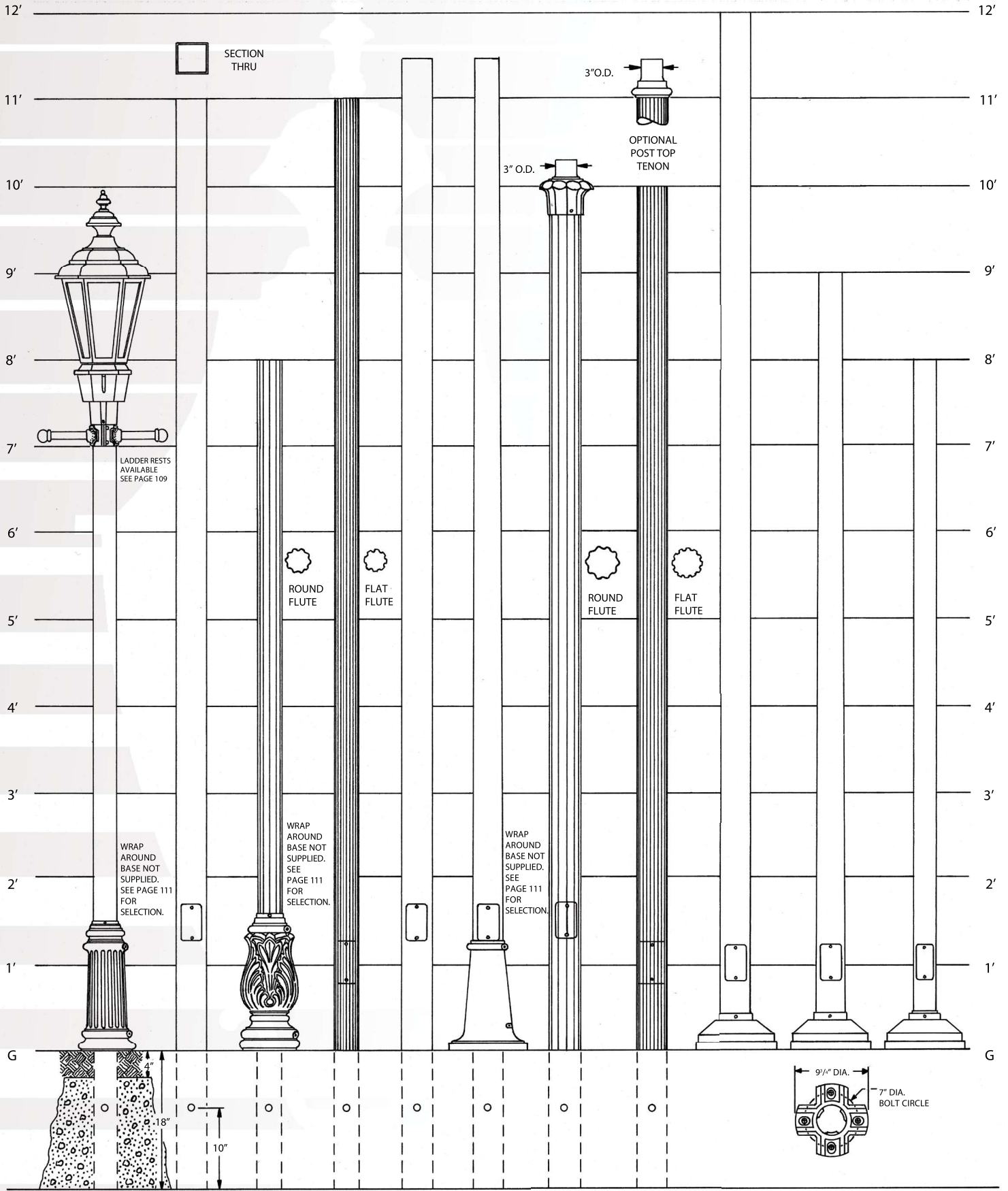


Direct Burial Posts

NOTE: When ordering direct burial posts, Example - A 350 - 8' post will extend 6' - 6" above ground, 18" in ground. See page 100 for details.

Anchor Base Posts

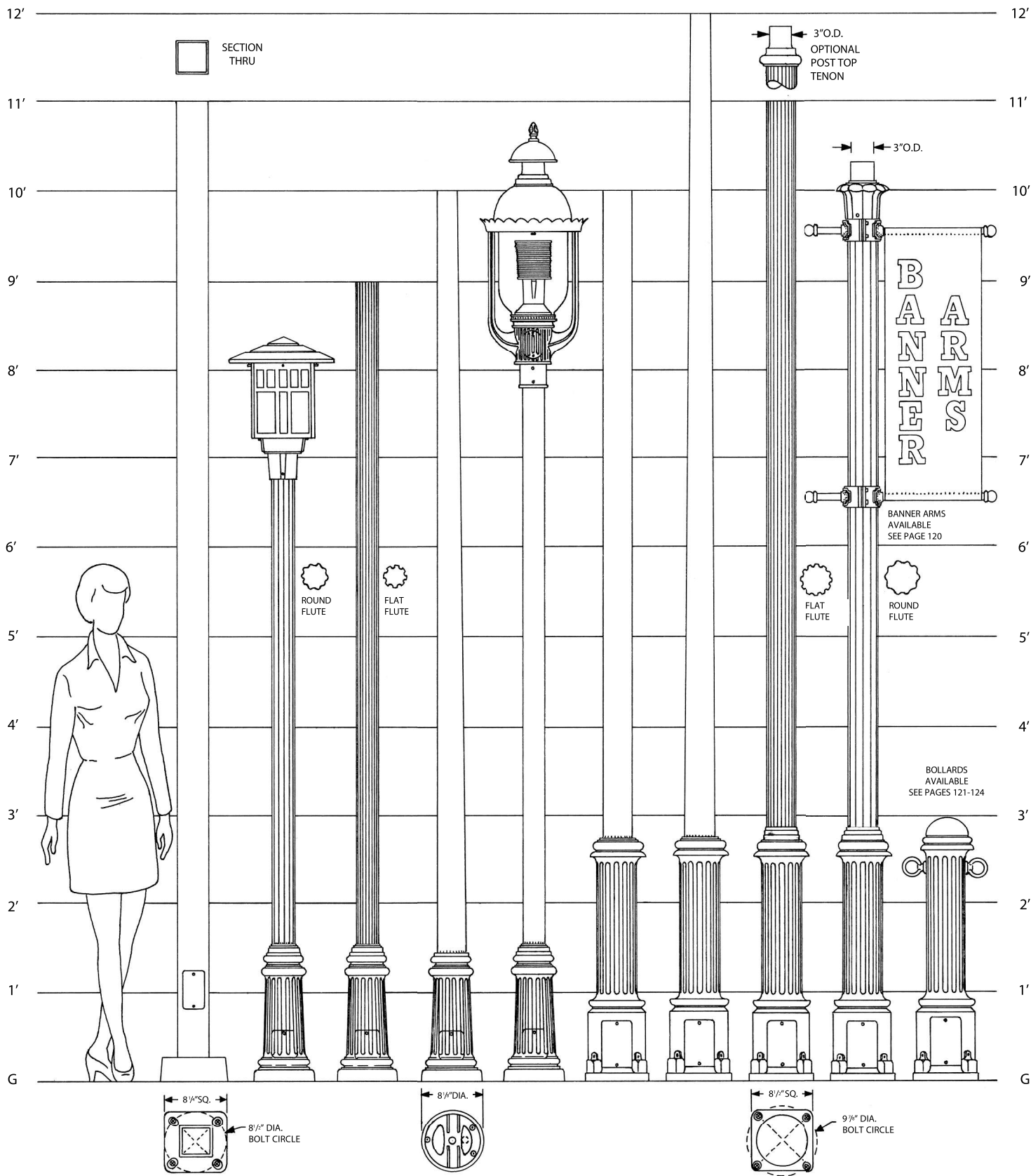
Full size template and anchor bolts supplied with anchor base posts. See page 100 for details.



Model no.	350	358	353	340	360	370	760	761	361	371	391
heights	8' thru 14'	8' thru 14'	8' thru 14'	8' thru 14'	8' thru 14'	8' thru 14'	8' thru 14'	8' thru 14'	8'-10'-12'-14'	8'-10'-12'-14'	8'-10'-12'
shaft mat'l.	smooth alum.	square alum.	fluted alum.	fluted alum.	smooth alum.	tapered alum.	fluted alum.	fluted alum.	smooth alum.	tapered alum.	smooth alum.
thickness	.125"	.125"	.125"	.125"	.125"	.125"	.125"	.188"	.125"	.125"	.125"
diameter	3"o.d.	4"sq.	3"o.d.	3"o.d.	4"o.d.	3"o.d. top-4"o.d.bot.	4"o.d.	4"o.d.	4"o.d.	3"o.d. top-4"o.d. bot.	3"o.d.
base ht.									4 1/8"	4 1/8"	4 1/8"
base width									11 1/8" dia.	11 1/8" dia.	11 1/8" dia.
base detail	Pg. 100 A-B-C	Pg. 100 A-B-C	Pg. 100 A-B-C	Pg. 100 A-B-C	Pg. 100 A-B-C	Pg. 100 A-B-C	Pg. 100 A-B-C	Pg. 100 A-B-C	Pg. 100 D	Pg. 100 D	Pg. 100 D

Anchor Base Posts

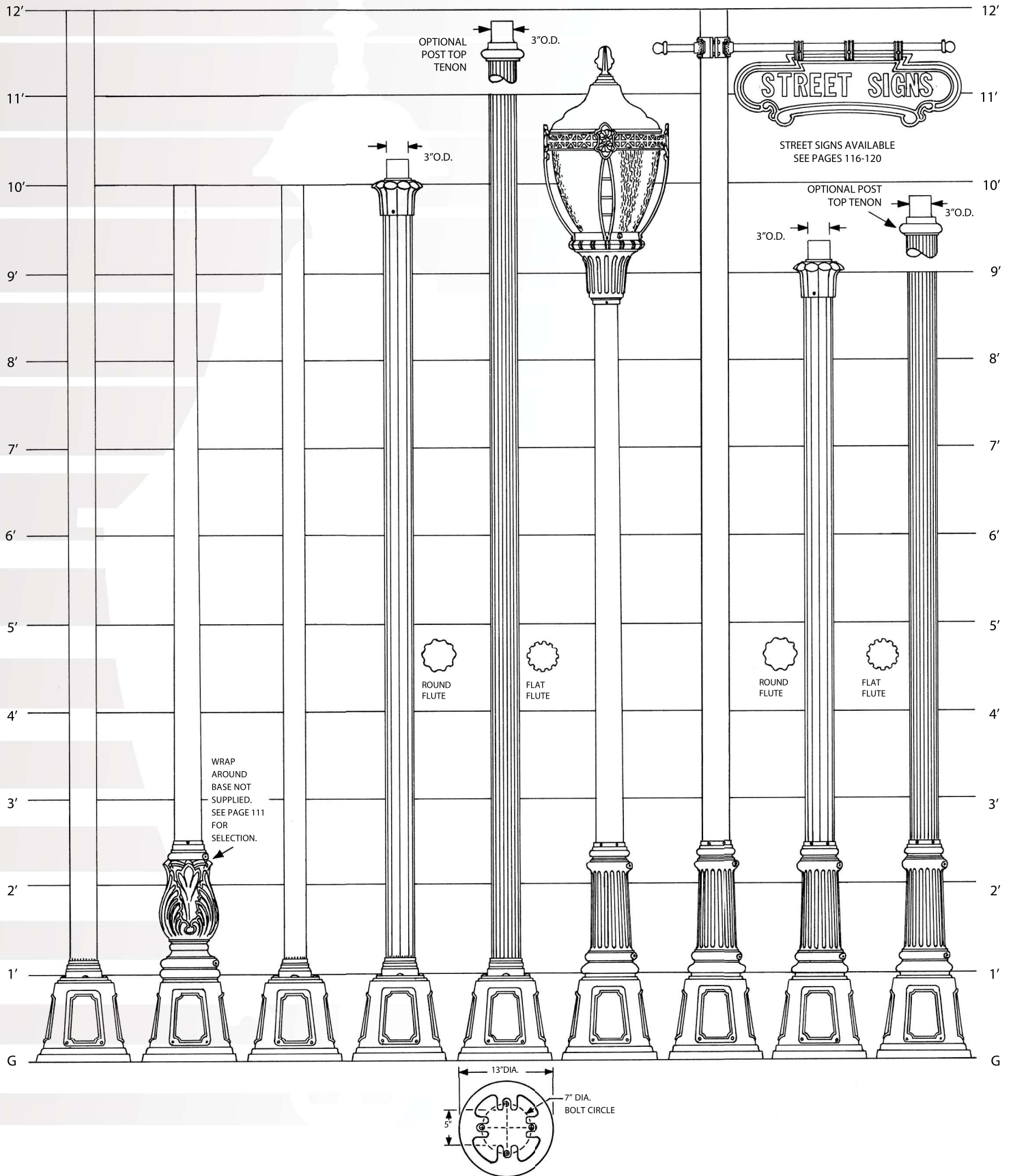
Full size template and anchor bolts supplied with anchor base posts. See page 100 for details.



Model no.	359	344	342	374	394	312	314	714	713
heights	8'-10"-12'-14'	8'-10'	8'-10'	8'-10'	8'-10'	8'-10"-12'-14'	8'-10"-12'-14'	8'-10"-12'-14'	8'-10"-12'-14"
shaft mat'l.	square alum.	fluted alum.	fluted alum.	tapered alum.	smooth alum.	smooth alum.	tapered alum.	fluted alum.	fluted alum.
thickness	.125"	.125"	.125"	.125"	.125"	.125"	.125"	.188"	.125"
diameter	4"sq.	3"o.d.	3"o.d.	3"o.d.top-4"o.d.bot.	3.o.d.	4"o.d.	3"o.d.top-4"o.d.bot.	4"o.d.	4"o.d.
base ht.	3 1/2"	18 1/4"	18 1/4"	18 1/4"	18 1/4"	32 1/2"	32 1/2"	34"	34"
base width	8 1/4"sq.	8 1/4"dia.	8 1/4"dia.	8 1/4"dia.	8 1/4"dia.	8 1/2"sq.	8 1/2"sq.	8 1/2"sq.	8 1/2"sq.
base detail	Pg. 100 E	Pg. 100 G	Pg. 100 G	Pg. 100 G	Pg. 100 G	Pg. 100 H	Pg. 100 H	Pg. 100 H	Pg. 100 H

Anchor Base Posts

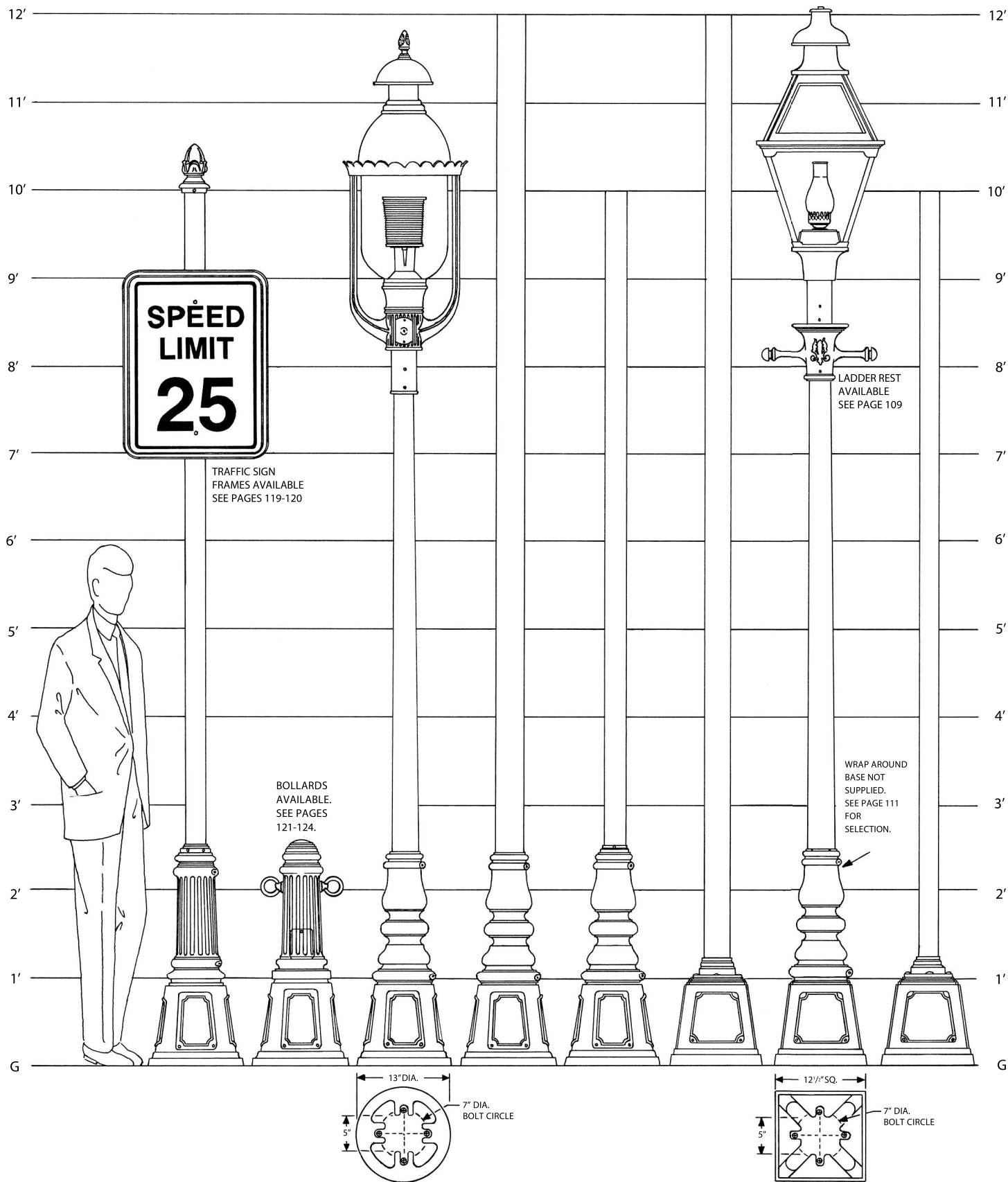
Full size template and anchor bolts supplied with anchor base posts. See page 103 for details.



Model no.	369	379	399	769	768	329	339	729	730
heights	8'-10'-12'	8'-10'-12'	8'-10'	8'-10'-12'	8'-10'-12'	8'-10'-12'	8'-10'-12'	8'-10'-12'	8'-10'-12'
shaft mat'l.	smooth alum.	tapered alum.	smooth alum.	fluted alum.	fluted alum.	tapered alum.	smooth alum.	fluted alum.	fluted alum.
thickness	.125"	.125"	.125"	.125"	.188"	.125"	.125"	.125"	.188"
diameter	4" o.d.	3" o.d. top 4" o.d. bot.	3" o.d.	4" o.d.	4" o.d.	3" o.d. top 4" o.d. bot.	4" o.d.	4" o.d.	4" o.d.
base ht.	11 1/4"	11 1/4"	11 1/4"	11 1/4"	11 1/4"	28 1/4"	28 1/4"	28 1/4"	28 1/4"
base width	13" dia.	13" dia.	13" dia.	13" dia.	13" dia.	13" dia.	13" dia.	13" dia.	13" dia.
base detail	Pg. 101 I	Pg. 101 I	Pg. 101 I	Pg. 101 I	Pg. 101 I	Pg. 101 I	Pg. 101 I	Pg. 101 I	Pg. 101 I

Anchor Base Posts

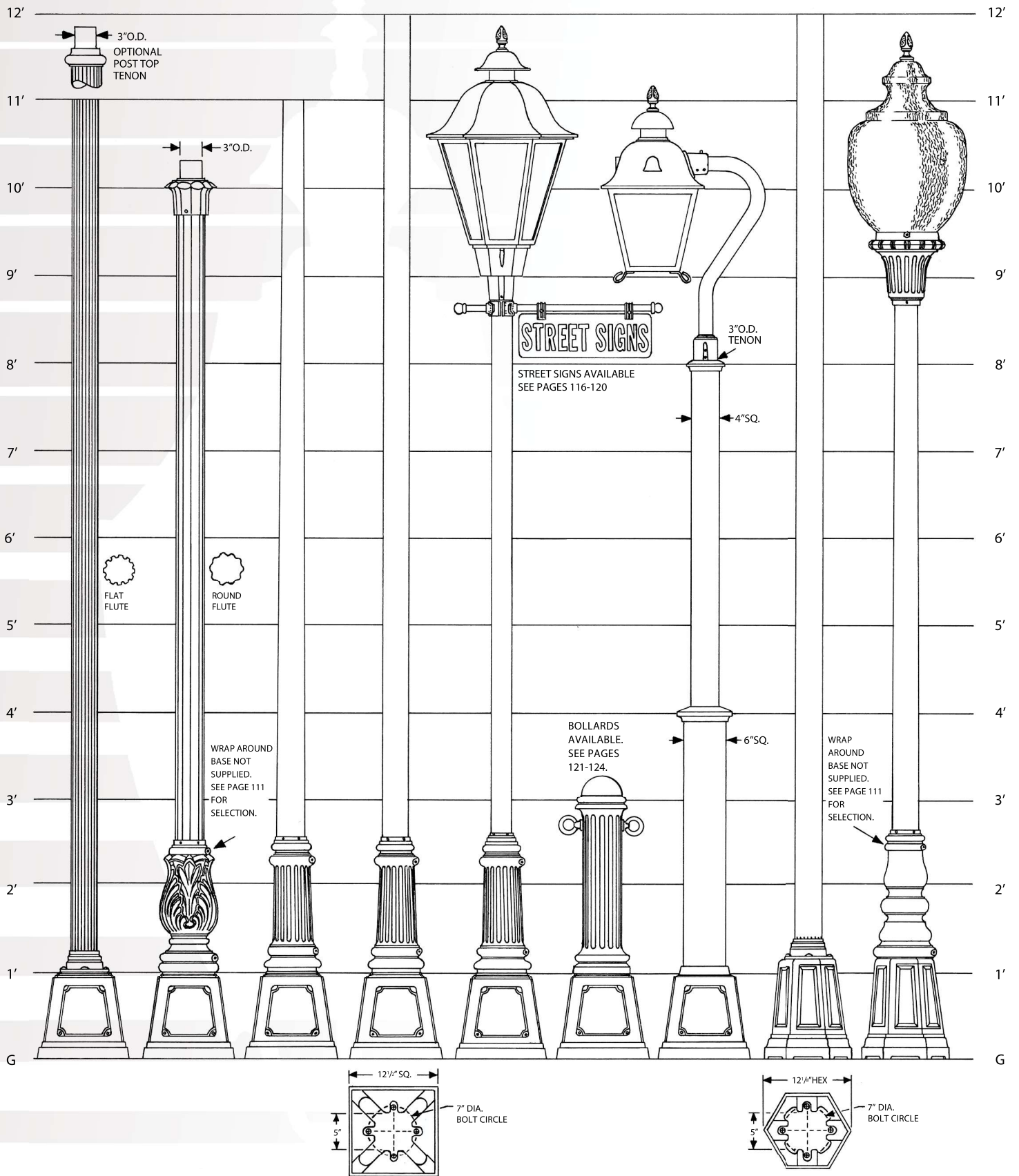
Full size template and anchor bolts supplied with anchor base posts. See page 103 for details.



Model no.	389	378	368	388	367	377	397
heights	8'-10'	8'-10'-12'	8'-10'-12'	8'-10'	8'-10'-12'	8'-10'-12'	8'-10'
shaft mat'l.	smooth alum.	tapered alum.	smooth alum.	smooth alum.	smooth alum.	tapered alum.	smooth alum.
thickness	.125"	.125"	.125"	.125"	.125"	.125"	.125"
diameter	3"o.d.	3"o.d.top-4"o.d. bot.	4"o.d.	3"o.d.	4"o.d.	3"o.d.top-4"o.d. bot.	3"o.d.
base ht.	29 1/2"	29"	29"	29 1/2"	11 1/2"	11 1/2"	11 1/2"
base width	13" dia.	13" dia.	13" dia.	13" dia.	11 1/2" sq.	11 1/2" sq.	11 1/2" sq.
base detail	Pg. 101 I	Pg. 101 I	Pg. 101 I	Pg. 101 I	Pg. 101 J	Pg. 101 J	Pg. 101 J

Anchor Base Posts

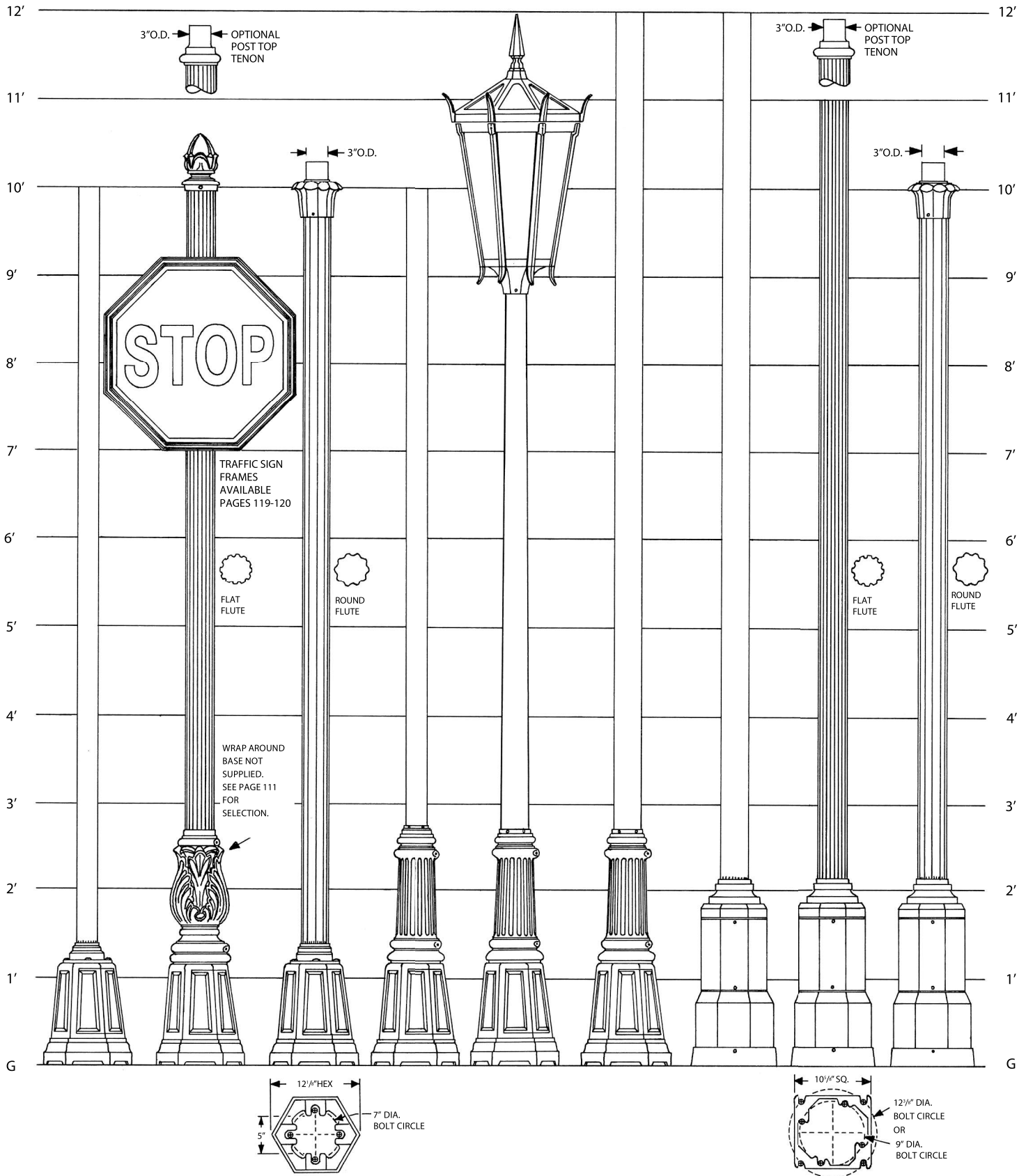
Full size template and anchor bolts supplied with anchor base posts. See page 101 for details.



Model no.	766	767	327	337	387	402	365	375
heights	8'-10'-12'	8'-10'-12'	8'-10'-12'	8'-10'-12'	8'-10'	8'-10'-12'-14'	8'-10'-12'	8'-10'-12'
shaft mat'l.	fluted alum.	fluted alum.	tapered alum.	smooth alum.	smooth alum.	square alum.	smooth alum.	tapered alum.
thickness	.188"	.125"	.125"	.125"	.125"	.125"	.125"	.125"
diameter	4"o.d.	4"o.d.	3"o.d.top-4"o.d.bot.	4"o.d.	3"o.d.	4"sq. top-6"sq bot.	4"o.d.	3"o.d.top-4"o.d.bot.
base ht.	11 1/2"	11 1/2"	29"	29"	29"	12 1/2"	13 1/4"	13 1/4"
base width	12 1/2"sq.	12 1/2"sq.	12 1/2"sq.	12 1/2"sq.	12 1/2"sq.	12 1/2"sq.	12 1/8"hex.	12 1/8"hex.
base detail	Pg. 101 J	Pg. 101 J	Pg. 101 J	Pg. 101 J	Pg. 101 J	Pg. 101 J	Pg. 101 K	Pg. 101 K

Anchor Base Posts

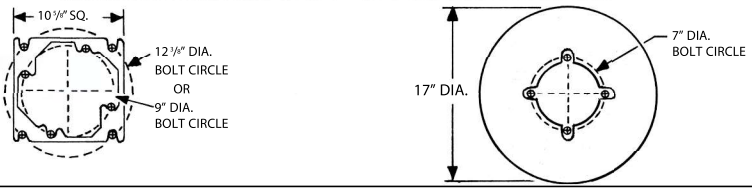

Full size template and anchor bolts supplied with anchor base posts. See page 101 for details.



Model no.	395	764	765	385	325	335	319	755	320
heights	8'-10'	8'-10'-12'	8'-10'-12'	8'-10'	8'-10'-12'	8'-10'-12'	8'-10'-12'-14'	8'-10'-12'-14'	8'-10'-12'-14'
shaft mat'l.	smooth alum.	fluted alum.	fluted alum.	smooth alum.	tapered alum.	smooth alum.	smooth alum.	fluted alum.	fluted alum.
thickness	.125"	.188"	.125"	.125"	.125"	.125"	.125"	.188"	.125"
diameter	3"o.d.	4"o.d.	4"o.d.	3"o.d.	3"o.d.top-4"o.d.bot.	4"o.d.	4"o.d.	4"o.d.	4"o.d.
base ht.	13 1/4"	13 1/4"	13 1/4"	31 1/4"	30 3/4"	30 3/4"	25 1/2"	25 1/2"	25 1/2"
base width	12 7/8" hex.	12 7/8" hex.	12 7/8" hex.	12 7/8" hex.	12 7/8" hex.	12 7/8" hex.	10 7/8" sq.	10 7/8" sq.	10 7/8" sq.
base detail	Pg. 101 K	Pg. 101 K	Pg. 101 K	Pg. 101 K	Pg. 101 K	Pg. 101 K	Pg. 101 L	Pg. 101 L	Pg. 101 L

Anchor Base Posts

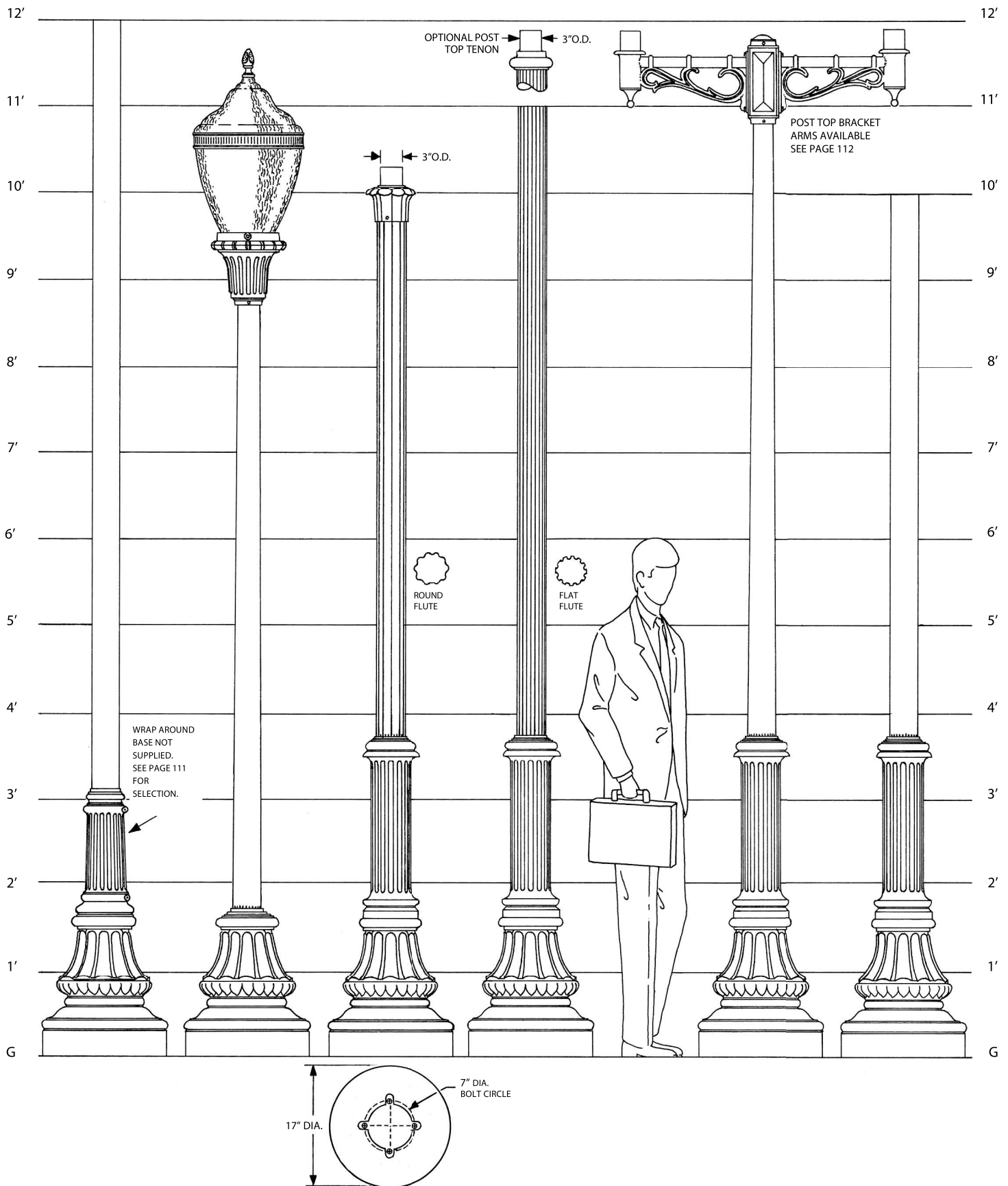
Full size template and anchor bolts supplied with anchor base posts. See page 101 for details.



Model no.	321	317	316	318	758	751	306
heights	8'-10'-12'-14'	8'-10'-12'-14'	8'-10'-12'-14'	8'-10'-12'-14'	8'-10'-12'-14'	8'-10'-12'-14'-16'	8'-10'-12'-14'-16'
shaft mat'l.	tapered alum.	smooth alum.	tapered alum.	fluted alum.	fluted alum.	fluted alum.	fluted alum.
thickness	.125"	.125"	.125"	.125"	.188"	.188"	.125"
diameter	3"o.d.top-4"o.d.bot.	4"o.d.	3"o.d.top-4"o.d.bot.	4"o.d.	4"o.d.	4"o.d.	4"o.d.
base ht.	25 1/2"	46"	46"	46"	46"	21 1/4"	21 1/4"
base width	10 1/8"sq.	10 1/4"sq.	10 1/8"sq.	10 1/8"sq.	10 1/8"sq.	17"dia.	17"dia.
base detail	Pg. 101 L	Pg. 101 L	Pg. 101 L	Pg. 101 L	Pg. 101 L	Pg. 101 M	Pg. 101 M

Anchor Base Posts

Full size template and anchor bolts supplied with anchor base posts. See pages 101 for details.




Model no.	307	308	303	754	311	304
heights	8'-10"-12'-14'-16'	8'-10"-12'-14'-16'	8'-10"-12'-14'-16'	8'-10"-12'-14'-16'	8'-10"-12'-14'-16'	8'-10"-12'-14'-16'
shaft mat'l.	smooth alum.	tapered alum.	fluted alum.	fluted alum.	tapered alum.	smooth alum.
thickness	.125"	.125"	.125"	.188"	.125"	.125"
diameter	4" o.d.	3" o.d. top-4" o.d. bot.	4" o.d.	4" o.d.	3" o.d. top-4" o.d. bot.	4" o.d.
base ht.	21 3/4"	21 3/4"	43 1/2"	43 1/2"	43 1/2"	43 1/2"
base width	17" dia.	17" dia.	17" dia.	17" dia.	17" dia.	17" dia.
base detail	Pg. 101 M	Pg. 101 M	Pg. 101 M	Pg. 101 M	Pg. 101 M	Pg. 101 M

Anchor Base Posts

Full size template and anchor bolts supplied with anchor base posts. See pages 101 and 102 for details.

All Cast Aluminum Anchor Base Posts

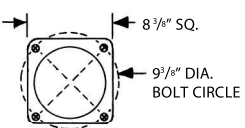
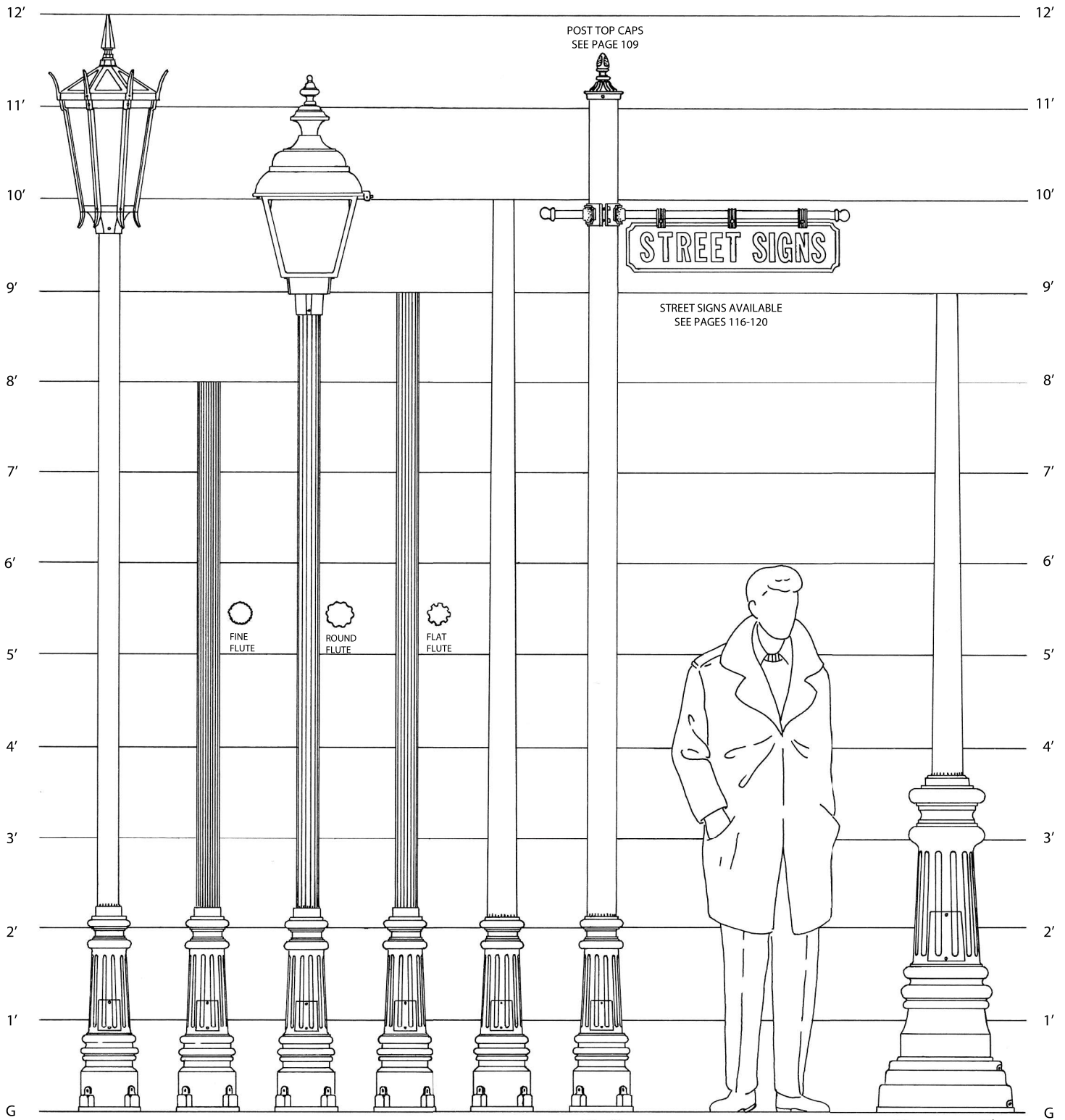


Model no.	276	277	400	401	305
heights	8'-10'-12'-14'-16'	8'-10'-12'-14'-16'	9'-11'	9'-11'	10'-12'
shaft mat'l.	tapered alum.	smooth alum.	cast alum.	cast alum.	cast alum.
thickness	.125"	.125"	.250±	.250±	.250±
diameter	3"o.d.top-4"o.d.	4"o.d.	3"o.d.tenon	3"o.d.tenon	3"o.d.tenon
base ht.	4 1/8"	4 1/8"	--	--	--
base width	17" dia.	17" dia.	12 1/2"sq.	13"sq.	17"dia.
base detail	Pg. 102 U	Pg. 102 U	Pg. 101 P	Pg. 101 O	Pg. 101 M

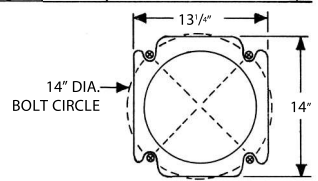
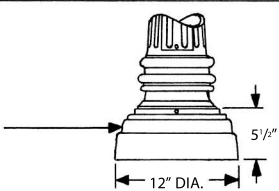
Anchor Base Posts

Full size template and anchor bolts supplied with anchor base posts. See pages 101 and 102 for details.

Heavy Duty Anchor Base Posts




NOTE: POST MODEL NO'S. **284-285-286-287-288-289** ARE SUPPLIED WITH A SLIP OVER BASE COVER AS SHOWN AT RIGHT INSTEAD OF INDIVIDUAL BOLT COVERS AS SHOWN ABOVE.



Model no.	771 OR 285	772 OR 286	773 OR 287	770 OR 284	774 OR 288	775 OR 289	297
heights	5' thru 12'	5' thru 8'	5' thru 12'	5' thru 12'	6' thru 12'	5' thru 12'	8'-10'-12'-14'
shaft mat'l.	smooth alum.	fluted alum.	fluted alum.	fluted alum.	tapered alum.	smooth alum.	tapered alum.
thickness	.125"	.070"	.125"	.125"	.125"	.125"	.125"
diameter	3" o.d.	3" o.d.	3" o.d.	3" o.d.	3" o.d. top-4" o.d. bot.	4" o.d.	3" o.d. top-4" o.d. bot.
base ht.	27"	27"	27"	27"	25 1/4"	25 1/4"	44"
base width	8 3/8" sq.	8 3/8" sq.	8 3/8" sq.	8 3/8" sq.	8 3/8" sq.	8 3/8" sq.	18 1/4" dia.
base detail	Pg. 102 Q	Pg. 102 Q	Pg. 102 Q	Pg. 102 Q	Pg. 102 Q	Pg. 102 Q	Pg. 101 N

Heavy Duty Anchor Base Posts

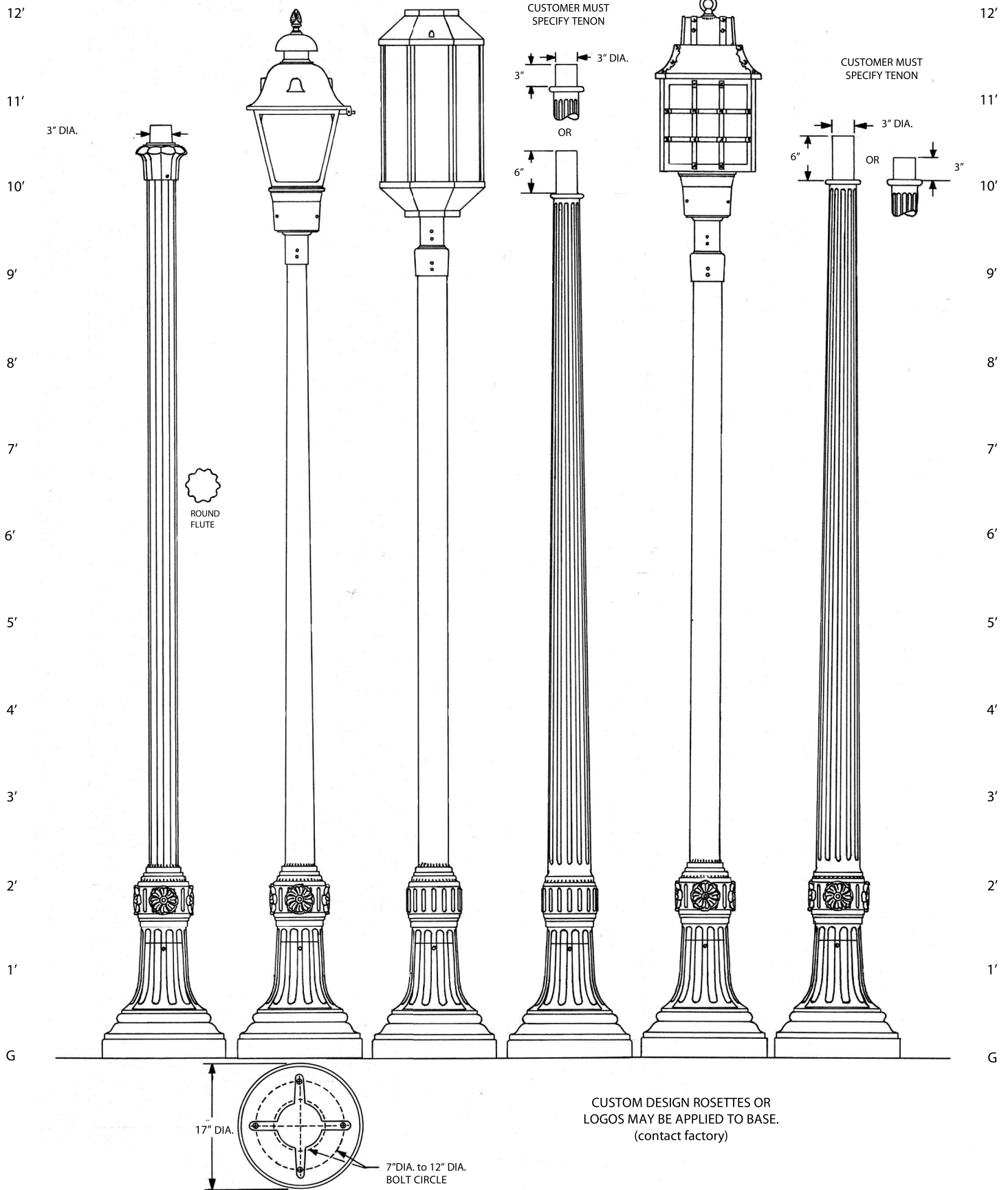
Full size template and anchor bolts supplied with anchor base posts. See pages 101 for details.



Model no.	295	296	294
heights	8'-10'-12'-14'	8'-10'-12'-14'	8'-10'-12'-14'
shaft mat'l.	smooth alum.	fluted alum.	fluted alum.
thickness	.125"	.125"	.188"
diameter	4"o.d.	4"o.d.	4"o.d.
base ht.	44"	44"	44"
base width	18 1/4" dia.	18 1/4" dia.	18 1/4" dia.
base detail	Pg. 101 N	Pg. 101 N	Pg. 101 N

NOTE: Full size template and anchor bolts supplied with anchor base posts. See page 102 for details.

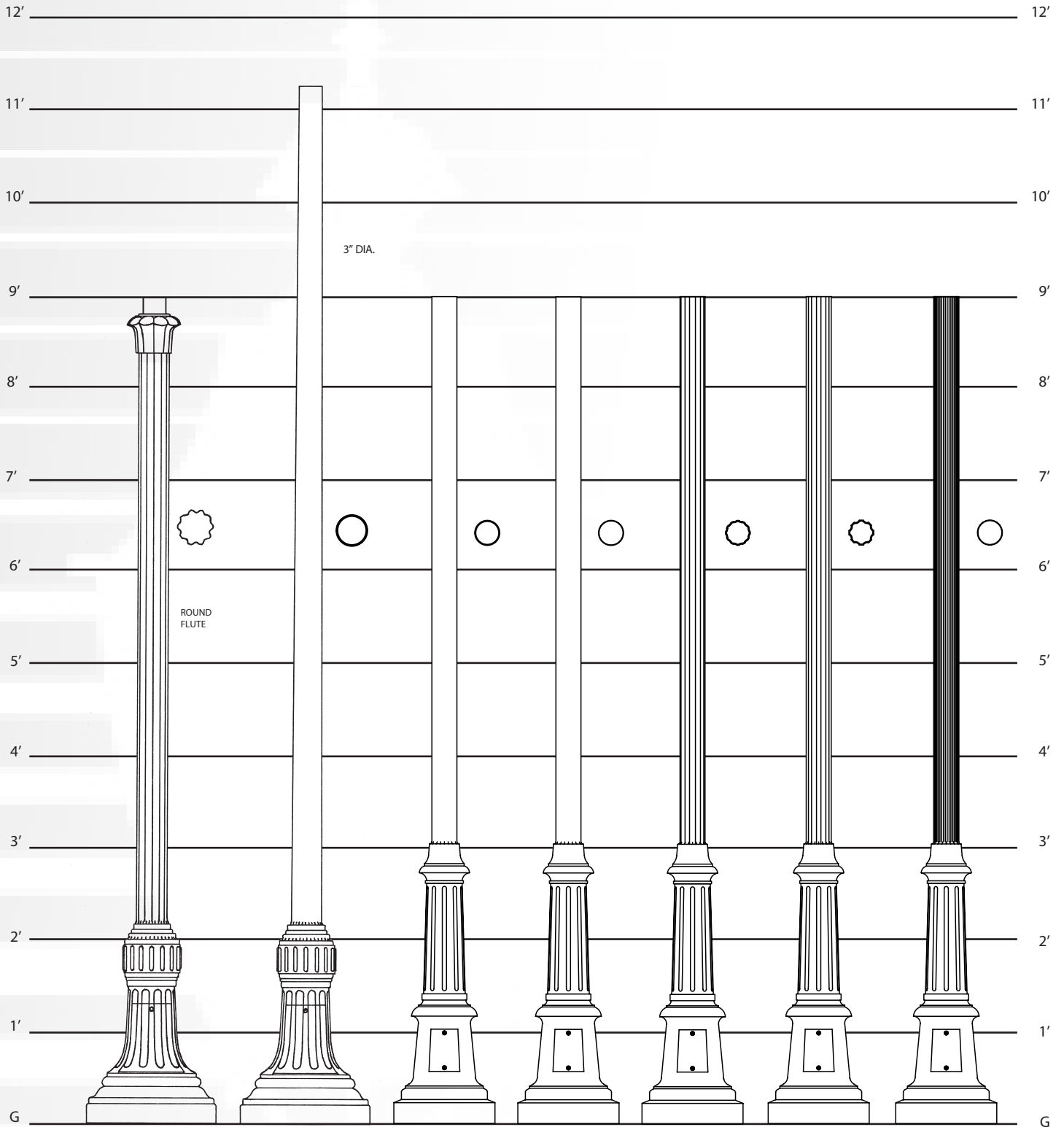
Heavy Duty Anchor Base Posts



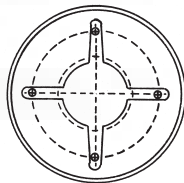
Model no.	783	785	790	791	780	781
heights	8'-10'-12'-14'-16'	8'-10'-12'-14'-16'	8'-10'-12'-14'-16'	10'-12'	8'-10'-12'-14'-16'	10'-12'
shaft mat'l.	fluted alum.	tapered alum.	smooth alum.	cast alum.	smooth alum.	cast alum.
thickness	.125"	.125"	.125"	.250"±	.125"	.250"±
diameter	4"o.d.	3"o.d.top-4"o.d.bot.	4"o.d.		4"o.d.	
base ht.	26"	26"	26"	24"	26"	24"
base width	17" dia.	17" dia.	17" dia.	17" dia.	17" dia.	17" dia.
base detail	Pg. 102 T	Pg. 102 T	Pg. 102 T	Pg. 102 T	Pg. 102 T	Pg. 102 T

Heavy Duty Anchor Base Posts

NOTE: Full size template and anchor bolts supplied with anchor base posts. See page 102 for details.

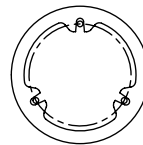


CUSTOM DESIGN ROSETTES OR LOGOS MAY BE APPLIED TO BASE. (CONTACT FACTORY)



17" DIA.

7" TO 12" DIA. BOLT CIRCLE



Model no.	793	795	910	911	912	913	914
heights		8'-10"-12'-14'-16'-18'			8'-10"-12'-14'-16'		
shaft mat'l.		fluted alum.			tapered alum.		
thickness		.125"			.125"		
diameter		4"o.d.			3"o.d.top-4"o.d.bot.		
base ht.		26"			26"		
base width		17"dia.			17" dia.		
base detail		Pg. 102 T			g. 102 T		